



Announcing:

Jotform PDF Editor

"Automate polished and designed documents"



About PDF Editor

PDF Editor automatically turns collected form data into professional, great-looking PDFs. With zero learning curve, PDF Editor allows users to seamlessly design and customize documents with information received through online forms. This tool can streamline a business workflow by easily downloading, storing, printing, and sharing files.





Why it matters

Whether a business needs to create applicant records, document event attendee registration information, generate an invoice for payments, document an incident report, or prepare an agreement, PDF Editor automates the process and saves valuable time.





Key features and benefits

Automation

Once a PDF document design has been created, the form submission data will automatically use this same design every time.

Drag and Drop

Working with PDF Editor requires zero technical skill. Elements can be added and moved using Jotform's drag and drop interface to create a professional-looking design.

Electronic Signatures

Accept electronic signatures whenever someone fills out an online form. No printing or scanning required.



Key features and benefits

Make a Fillable PDF

A special online PDF form that sends response data to straight to a user's Jotform Inbox.

Custom Branding

Documents can be customized with colors and graphics to match a company's brand.

Storage and Sharing

Documents can be customized with colors and graphics to match a company's brand.



How it works - Easy Drag and Drop

The screenshot displays the Jotform PDF Editor interface. At the top, the Jotform logo is on the left, followed by a 'PDF Editor' dropdown. The main title is 'Surf Club Registration Form', with a subtitle 'Last update made at 16:32 PM'. On the right, there are 'Share' and 'Help' buttons, and a user profile icon. Below the title bar, a blue navigation bar contains 'Surf Club Re...' and '+ New PDF'. A 'Preview PDF' toggle is on the right. The main workspace is divided into a left sidebar and a central canvas. The sidebar, titled 'Add Element', has two tabs: 'BASIC ELEMENTS' (selected) and 'FORM FIELDS'. Under 'BASIC ELEMENTS', there are options: Text, Image, Line, Signature, Space Element, Section, Page Break, and FORM ELEMENTS. Under 'FORM ELEMENTS', there are 'Form Title' and 'Form Logo'. The central canvas shows a preview of the 'Surf Club Registration' form. The form content includes: Name (Ross Andrews), Title (Senior Software Engineer), Company (Parando), E-mail (ross.andrews63@example.com), Phone Number ((697) 588851), and a question 'Are you an existing customer?' with a 'No' button. On the right side of the canvas, there is a blue circular button with a magnifying glass icon and a red circular button with a plus icon. A zoom level of 75% is indicated at the bottom left of the canvas.



How it works - Style Elements

The screenshot displays the Jotform PDF Editor interface. At the top, the Jotform logo is on the left, followed by a 'PDF Editor' dropdown. The main title is 'Surf Club Registration Form', with a subtitle 'Last update made at 16:32 PM'. On the right, there are 'Share' and 'Help' buttons, and a user profile icon. Below this, a blue bar contains 'Surf Club Re...' and a '+ New PDF' button. A search bar shows 'Ross Andrews' with '1 of 5 Submissions' below it. To the right of the search bar are 'Print', 'Share', and 'Download' buttons. A 'Preview PDF' toggle is on the far right. On the left, an 'Add Element' sidebar is open, showing 'BASIC ELEMENTS' and 'FORM FIELDS' tabs. Under 'BASIC ELEMENTS', there are options for Text, Image, Line, Signature, Space Element, Section, Page Break, and Form Title. Under 'FORM FIELDS', there are options for Form Title and Form Logo. The main canvas shows a 'Surf Club Registration' form with fields for Name (Ross Andrews), Title (Senior Software Engineer), Company (Parando), E-mail (ross.andrews63@example.com), and Phone Number ((697) 588851). Below these fields is a question 'Are you an existing customer?' with a 'No' button. At the bottom of the form is a colorful illustration of surfboards and waves. A zoom slider is visible at the bottom left of the canvas, and a settings gear icon is at the bottom right.



How it works - Upload Image / Logo

The screenshot displays the Jotform PDF Editor interface for a document titled "Surf Club Registration Form". The top navigation bar includes the Jotform logo, a "PDF Editor" dropdown, the document title, a "Last update made at 16:32 PM" timestamp, and "Share" and "Help" links. Below this, a secondary bar shows the document name "Surf Club Re...", a "New PDF" button, and a "Preview PDF" toggle. The main workspace is divided into three sections. On the left is the "Add Element" sidebar, which has tabs for "BASIC ELEMENTS" and "FORM FIELDS". Under "BASIC ELEMENTS", there are icons and labels for Text, Image, Line, Signature, Space Element, Section, and Page Break. Under "FORM FIELDS", there are icons and labels for Form Title and Form Logo. The central workspace shows a preview of the "Surf Club Registration" form. The form contains fields for Name (Ross Andrews), Title (Senior Software Engineer), Company (Parando), E-mail (ross.andrews63@example.com), and Phone Number (897) 588851. Below these fields is a question "Are you an existing customer?" with a "No" button. At the bottom of the form, there is a placeholder for a form logo, indicated by a mountain icon and a plus sign. On the right side of the workspace, there are "Print", "Share", and "Download" buttons, a settings gear icon, and a red notification bubble icon. A search bar at the top of the workspace contains the text "Ross Andrews" and indicates "1 of 5 Submissions". A zoom level of "75%" is shown at the bottom left of the workspace.



How it works - One design for all submissions

The screenshot displays the Jotform PDF Editor interface. At the top, the Jotform logo is on the left, and the document title 'Surf Club Registration Form' is in the center, with a subtitle 'Last update made at 16:32 PM C'. On the right, there are 'Share' and 'Help' buttons and a user profile icon. Below the title bar, a blue navigation bar contains 'Template', 'Surf Club Re...', and '+ New PDF' buttons. On the far right of this bar is a 'Preview PDF' toggle switch. The main workspace is divided into three sections. On the left is an 'Add Element' sidebar with two tabs: 'BASIC ELEMENTS' and 'FORM FIELDS'. Under 'BASIC ELEMENTS', there are options for Text, Image, Line, Signature, Space Element, Section, Page Break, and Form Elements. Under 'FORM FIELDS', there are options for Form Title and Form Logo. A search icon and '75%' zoom level are at the bottom of this sidebar. The center section shows a preview of the 'Surf Club Registration' form. It has a blue header with the Jotform logo and the title. Below the header, the form contains the following fields: Name (Ross Andrews), Title (Senior Software Engineer), Company (Parando), E-mail (ross.andrews63@example.com), Phone Number ((697) 588851), and a question 'Are you an existing customer?' with a 'No' button. The right section is a grey area with a blue circular icon containing a white arrow and a red circular icon with a white arrow at the bottom right.

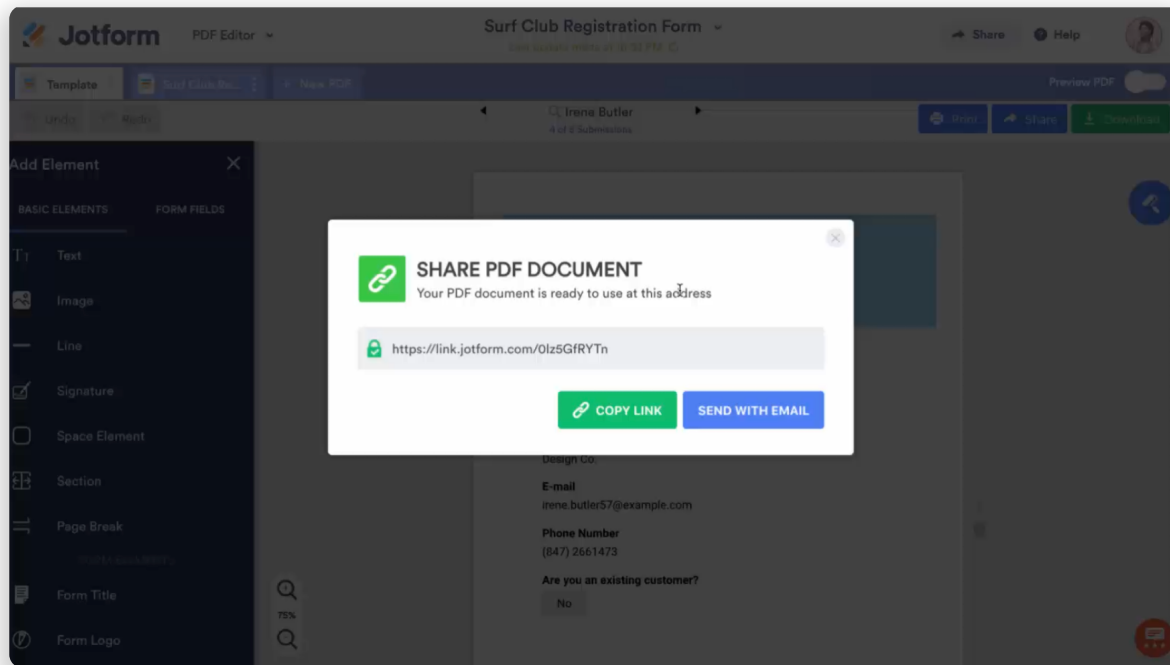


How it works - More than 100 Templates

The screenshot displays the Jotform PDF Editor interface. At the top, the Jotform logo is on the left, followed by a 'PDF Editor' dropdown menu. The main title is 'Surf Club Registration Form', with a subtitle 'Last updated: mario at 10:32 PM'. On the right, there are 'Share' and 'Help' buttons, and a user profile icon. Below the title bar, a blue navigation bar contains a 'Template' dropdown, a 'Surf Club Re...' dropdown, and a '+ New PDF' button. On the far right of this bar is a 'Preview PDF' toggle switch. Below the navigation bar, a toolbar includes 'Undo', 'Redo', a search icon, and a 'Print' button. The main workspace is divided into two sections. On the left is the 'Add Element' panel, which has two tabs: 'BASIC ELEMENTS' and 'FORM FIELDS'. Under 'FORM FIELDS', there is a list of elements: 'Simple Event Registration...', 'Name', 'Title', 'Company', 'E-mail', 'Phone Number', and 'Are you an existing customer?'. On the right is the main form area, which displays a 'Simple Event Registration' form. The form contains the following fields: 'Name' (with the value 'Ross Andrews'), 'Title' (with the value 'Senior Software Engineer'), 'Company' (with the value 'Paradiso'), 'E-mail' (with the value 'ross.andrews03@example.com'), 'Phone Number' (with the value '(697) 588551'), and a question 'Are you an existing customer?' with a 'No' button. At the bottom right of the form area, there is a red speech bubble icon.



How it works - Share with no hassle





How it works



Watch Video

<https://www.youtube.com/watch?v=XEniiLxg31M>



Try Yourself

<https://www.jotform.com/pdf-editor/new>



Jotform Customers and Partners

Customers





How it looks

Achievement Behavior Care

New Session Notes

New Planning



Session Information

Supervisor Name Oliver Wood	Second Supervisor Name Mary Blake Smith	Professional's Name John White Kate
Client's Name Karin Spoke	Date Monday, May 08, 2017	

Session Date Friday, August 17, 2018 03:30 AM	Duration 9:30 AM - 1:00 PM	Location DTY Office
--	-------------------------------	------------------------


Notes

Achievement Behavior Care ipsum dolor sit amet, consectetur adipiscing elit, sed do eiusmod tempor incididunt ut labore et dolore magna aliqua. Ut enim ad minim veniam, quis nostrud exercitation ullamco laboris nisi ut aliquip ex ea commodo consequat. Duis aute irure dolor in reprehenderit in voluptate velit esse cillum dolore eu fugiat nulla pariatur. Excepteur sint occaecat cupidatat non proident, sunt in culpa qui officia deserunt mollit anim id est laborum.

Supervisor's Signature 	Signature 
---	--


Signature Provided by
Parent

Service Code (office only)
DS0967



MUSIC MUSICAL

5 JUNE 2019
20:00 PM
IF PERFORMANCE HALL

MUSIC MUSICAL		
Ticket Owner Thomas E. Landury		
Door A	Seat 845	Ticket Code 376DFX
Adult Ticket Quantity: 2		70.00 USD
Child Ticket Quantity: 1		15.00 USD
TOTAL		85.00 USD
		

Please note that:
You should have this ticket ready when entering the hall. You and your belongings may searched upon entry to hall.

www.eventorganizations.com

Patent Medical History Form

Date
08/25/2018

PATIENT MEDICAL HISTORY

Please list any drug allergies
egg allergy

Have you ever had (Please check all that apply)

☒ Asthma ☒ Emotional Disorder

Other illnesses
Earache

Please list any Operations
Cataract Surgery

Please list your Current Medications
Effexor XR

HEALTHY & UNHEALTHY HABITS

Exercise
☒ 1-2 days

Eating following a diet
☒ I don't have a diet plan

Alcohol Consumption
☒ 3-4 glasses/day


Caffeine Consumption
☒ 1-2 cups/day

Do you smoke?
☒ No

Include other comments regarding your Medical History
Lorem ipsum dolor sit amet, consectetur adipiscing elit, sed do eiusmod tempor incididunt ut labore et dolore magna aliqua. Egestas pretium aenean pharetra magna. Leo vel fringilla est ullamcorper eget nulla facilis etiam. A arcu cursus vitae congue.



How it looks


HAPPY DAYS

Happy Days Wedding
Ceremony Changes Contract

Bride
Elizabeth Bennet

Groom
William Darcy

Date of Changes
14/8/2018

Bride or Groom's Email
lizz@bcnnet.com

CURRENT CEREMONY

CHANGES

Current Ceremony Date & Time
5/10/2018

Current Ceremony Venue Name
Grant Venue


Current Ceremony City
New York


Ceremony Date & Time Changes
5/10/2018

Ceremony Venue Name Changes
Flower Shine Venue

Ceremony City Changes
New York

Iorem ipsum dolor sit amet, consectetur adipiscing elit, sed do eiusmod tempor incididunt ut labore et dolore magna aliqua. Ut enim ad minim veniam, quis nostrud exercitation ullamco laboris nisi ut aliquip ex ea commodo consequat. Duis aute irure dolor in reprehenderit in voluptate velit esse cillum

Sign Here



THINK & TALKS...

CONFERENCE ONLINE REGISTRATION

ATTENDER DETAILS

ATTENDANCE DETAILS

Full Name
Olive Wood

Phone Number
(214) 368-3253

Email
oliver@wood.com

Address
2069 Ersel Street Dallas, TX, 75643
United States

Area

Registrar

Hrs time to attend this conference?

Yes

I will attend:

Event 1 - September 6th, 2018

Event 1 - September 7th, 2018


What's your T-shirt size?

S

PAYMENT

Registration Fee

1.00 USD	Conference Registration Fee	1.00 USD
1.00 USD	Extra Fees	1.00 USD
Total		2.00 USD


COMPANY LOGO

734-927-7307
info@example.com

2078 Bombardier Way., CC353
Plymouth, Michigan 48179

DONATION CONSENT

This welfare association is a member of the face to face fundraising regulatory body that has calculated that on average it members cost per acquisition is approximately 25% of the average contribution.


For more information please contact us via info@example.com

Donor Name:
Oliver Wood

Donation Amount:
150

DD Plan ID:
7.294.956

I authorize you to debit my account with the amounts of direct debits, with this welfare association in accordance with this authority until further notice. I agree that this authority is subject to my bank's terms and conditions that relate to my account. The specific terms and conditions are listed on the donation form. I acknowledge my first credit card donation will be debited immediately and my regular donation will be debited on or around my selected date of each month. I also confirm that I am at least 18 years of age and that I look forward to supporting this welfare association ongoing monthly donations for two years or longer. [Frequency: Monthly]

Sign Here




Who needs it?

Any business, nonprofit organization, or university that use online forms to collect data.





How it can be used

- Job applications
- Contracts & agreements
- Incident reporting
- Procurement requests
- Registrations & invitations
- Sales proposals
- Work orders & maintenance requests

Owen Dunn Birthday Party
Saturday, April 7
5:00 - 8:00 PM

GUEST INFORMATION

Child Name
Scarlet Holloway

Additional information about
Scarlet has asthma and
medicine is always in her
10 minutes. If not please

ATTENDANCE STATUS

Will you attend?
☒ YES

PARENT INFORMATION

Parent Name
Samuel Holloway

Phone Number
+180 535 817 38 80

Email Address
samuel_holloway@gmail.com

Party Terms
☒ Approved

Bachelorette Party
January 16, 2018
10:00 AM
1044 State Drive
Chicago, IL 60607

MAIN GUEST INFORMATION

Name
Kendall Fajaz

Email
kendall_fajaz@gmail.com

Attendance Status
☒ YES

Party Comments
☒ YES

ADDITIONAL GUEST INFORMATION

Name
Samuel Holloway

Email Address
samuel_holloway@gmail.com

COMMENTS & REQUESTS

Lorem ipsum dolor sit amet, consectetur adipiscing elit, sed do eiusmod tempor incididunt ut labore et dolore magna aliqua. Ut enim ad minim veniam, quis nostrud exercitation ullamco laboris nisi ut aliquip ex ea commodo consequat.





About Jotform

Fostering better communication and knowledge of customers via the highest-performing, easiest-to-use data collection platform.

- **Founded in 2006 by Aytekin Tank** as the first drag-and-drop online
- **Over 15 million registered users** worldwide
- **Bootstrapped, no VC money ever**
- **350+ employees** worldwide
- **50% year over year growth** each of the past five years



Other Jotform Products

- **Form Builder** (for creating and publishing online forms)
- **Mobile Forms** (to collect data and edit forms from anywhere)
- **Tables** (to collect, organize, and manage data in an all-in-one workspace)
- **Approvals** (to automate your approval process with ease)
- **Report Builder** (to visualize and present your data in seconds)
- **Apps** (a no-code drag-and-drop app builder)