



Announcing:

# Jotform PDF Editor

“Automate polished and designed documents”



## About PDF Editor

PDF Editor automatically turns collected form data into professional, great-looking PDFs. With zero learning curve, PDF Editor allows users to seamlessly design and customize documents with information received through online forms. This tool can streamline a business workflow by easily downloading, storing, printing, and sharing files.

Anyone can use PDF Editor, regardless of technical and design skills.





## Why it matters

Whether a business needs to create applicant records, document event attendee registration information, generate an invoice for payments, document an incident report, or prepare an agreement, PDF Editor automates the process and saves valuable time.





## Key features and benefits

### **Automation**

Once a PDF document design has been created, the form submission data will automatically use this same design every time.

### **Drag and Drop**

Working with PDF Editor requires zero technical skill. Elements can be added and moved using Jotform's drag and drop interface to create a professional-looking design.

### **Electronic Signatures**

Accept electronic signatures whenever someone fills out an online form. No printing or scanning required.



## Key features and benefits

### **Make a Fillable PDF**

A special online PDF form that sends response data to straight to a user's Jotform Inbox.

### **Custom Branding**

Documents can be customized with colors and graphics to match a company's brand.

### **Storage and Sharing**

PDF documents are easy to store and share.



## How it works - Easy Drag and Drop

The screenshot displays the Jotform PDF Editor interface for a document titled "Surf Club Registration Form". The top navigation bar includes the Jotform logo, a "PDF Editor" dropdown, the document title, a "Last update made at 16:32 PM" timestamp, and "Share" and "Help" buttons. Below this, a blue bar shows the document name "Surf Club Re..." and a "+ New PDF" button, with a "Preview PDF" toggle on the right. A secondary bar contains "Undo" and "Redo" buttons, a search bar with "Ross Andrews" and "1 of 5 Submissions", and "Print", "Share", and "Download" buttons. On the left, an "Add Element" panel is open, featuring two tabs: "BASIC ELEMENTS" and "FORM FIELDS". The "BASIC ELEMENTS" tab is active, showing a list of elements: Text, Image, Line, Signature, Space Element, Section, Page Break, Form Title, and Form Logo. The "FORM FIELDS" tab is also visible. The main workspace on the right shows a preview of the "Surf Club Registration" form. The form contains the following fields: Name (Ross Andrews), Title (Senior Software Engineer), Company (Parando), E-mail (ross.andrews63@example.com), Phone Number ((697) 588851), and a question "Are you an existing customer?" with a "No" button. A zoom level of 75% is indicated at the bottom left of the workspace.

**Jotform** PDF Editor

Surf Club Registration Form  
Last update made at 16:32 PM

Surf Club Re... + New PDF Preview PDF

Undo Redo Ross Andrews 1 of 5 Submissions Print Share Download

**Add Element**

**BASIC ELEMENTS** FORM FIELDS

- Text
- Image
- Line
- Signature
- Space Element
- Section
- Page Break
- Form Title
- Form Logo

**Surf Club Registration**

**Name**  
Ross Andrews

**Title**  
Senior Software Engineer

**Company**  
Parando

**E-mail**  
ross.andrews63@example.com

**Phone Number**  
(697) 588851

**Are you an existing customer?**  
No

75%



## How it works - Style Elements

The screenshot displays the Jotform PDF Editor interface for a document titled "Surf Club Registration Form". The top navigation bar includes the Jotform logo, a "PDF Editor" dropdown, the document title, a "Last update made at 16:32 PM" timestamp, and "Share" and "Help" buttons. Below this, a secondary bar shows the document name, a "+ New PDF" button, and a "Preview PDF" toggle. The main workspace is divided into three sections: a left sidebar for "Add Element", a central canvas, and a right sidebar with a settings gear icon. The "Add Element" sidebar is open, showing "BASIC ELEMENTS" (Text, Image, Line, Signature, Space Element, Section, Page Break) and "FORM ELEMENTS" (Form Title, Form Logo). The central canvas displays the registration form with fields for Name (Ross Andrews), Title (Senior Software Engineer), Company (Parando), E-mail (ross.andrews63@example.com), and Phone Number ((697) 588851). It also includes a question "Are you an existing customer?" with a "No" response and a surfboard illustration. The right sidebar contains a settings gear icon and a red chat bubble icon. The bottom of the canvas shows a zoom level of 75%.

**Jotform** PDF Editor

Surf Club Registration Form

Last update made at 16:32 PM

Share Help

Surf Club Re... + New PDF

Preview PDF

Undo Redo

Ross Andrews

1 of 5 Submissions

Print Share Download

**Add Element**

**BASIC ELEMENTS**

- Text
- Image
- Line
- Signature
- Space Element
- Section
- Page Break

**FORM ELEMENTS**

- Form Title
- Form Logo

**Surf Club Registration**

**Name**  
Ross Andrews

**Title**  
Senior Software Engineer

**Company**  
Parando

**E-mail**  
ross.andrews63@example.com

**Phone Number**  
(697) 588851

**Are you an existing customer?**  
No

75%



## How it works - Upload Image / Logo

The screenshot displays the Jotform PDF Editor interface for a document titled "Surf Club Registration Form". The top navigation bar includes the Jotform logo, a "PDF Editor" dropdown, the document title, a "Last update made at 16:32 PM" timestamp, and "Share" and "Help" buttons. Below this, a blue toolbar contains a "Surf Club Re..." dropdown, a "+ New PDF" button, a "Preview PDF" toggle, and "Undo" and "Redo" buttons. The main workspace is divided into three sections: a left sidebar titled "Add Element" with tabs for "BASIC ELEMENTS" and "FORM FIELDS", a central form preview, and a right sidebar with a settings gear icon. The "Add Element" sidebar lists various elements: Text, Image, Line, Signature, Space Element, Section, Page Break, Form Title, and Form Logo. The central preview shows a registration form with fields for Name (Ross Andrews), Title (Senior Software Engineer), Company (Parando), E-mail (ross.andrews63@example.com), and Phone Number ((697) 588951). It also includes a question "Are you an existing customer?" with a "No" button. A zoom level of 75% is indicated at the bottom left. The right sidebar contains a settings gear icon and a red chat bubble icon.

**Jotform** PDF Editor

Surf Club Registration Form  
Last update made at 16:32 PM

Share Help

Surf Club Re... + New PDF

Preview PDF

Undo Redo

Search Ross Andrews  
1 of 5 Submissions

Print Share Download

**Add Element**

BASIC ELEMENTS FORM FIELDS

Text  
Image  
Line  
Signature  
Space Element  
Section  
Page Break  
Form Title  
Form Logo

**Surf Club Registration**

**Name**  
Ross Andrews

**Title**  
Senior Software Engineer

**Company**  
Parando

**E-mail**  
ross.andrews63@example.com

**Phone Number**  
(697) 588951

**Are you an existing customer?**  
No

75%





## How it works - One design for all submissions

The screenshot displays the Jotform PDF Editor interface. At the top, the header includes the Jotform logo, a 'PDF Editor' dropdown, the form title 'Surf Club Registration Form', a 'Last update made at 16:32 PM' timestamp, and 'Share' and 'Help' buttons. Below the header, a blue toolbar contains 'Template', 'Surf Club Re...', and '+ New PDF' buttons, along with a 'Preview PDF' toggle. The main workspace is divided into three sections. On the left is the 'Add Element' sidebar with tabs for 'BASIC ELEMENTS' and 'FORM FIELDS'. The 'BASIC ELEMENTS' tab is active, showing options like Text, Image, Line, Signature, Space Element, Section, Page Break, Form Title, and Form Logo. The center section shows a preview of the 'Surf Club Registration' form with a submission from 'Ross Andrews'. The form fields are filled with: Name: Ross Andrews, Title: Senior Software Engineer, Company: Parando, E-mail: ross.andrews63@example.com, Phone Number: (697) 588851, and a question 'Are you an existing customer?' with a 'No' button. The right section is a grey area with a blue circular icon containing a white pencil and a red circular icon with three white dots at the bottom right. A search bar at the top of the center section shows 'Ross Andrews' and '1 of 8 Submissions'. A 'Print' button is also visible in the top right of the center section.

**Jotform** PDF Editor

Surf Club Registration Form

Last update made at 16:32 PM

Share Help

Template Surf Club Re... + New PDF

Preview PDF

Undo Redo

Search: Ross Andrews  
1 of 8 Submissions

Print Share Download

**Surf Club Registration**

**Name**  
Ross Andrews

**Title**  
Senior Software Engineer

**Company**  
Parando

**E-mail**  
ross.andrews63@example.com

**Phone Number**  
(697) 588851

**Are you an existing customer?**

**Add Element**

**BASIC ELEMENTS**

- Text
- Image
- Line
- Signature
- Space Element
- Section
- Page Break

**FORM FIELDS**

- Form Title
- Form Logo

75%



## How it works - More than 100 Templates

The screenshot displays the Jotform PDF Editor interface. At the top, the Jotform logo is on the left, and the title 'Surf Club Registration Form' is in the center. To the right of the title are 'Share' and 'Help' buttons. Below the title bar, there's a 'Template' tab and a 'New PDF' button. The main workspace shows a form titled 'Simple Event Registration' with the following fields:

- Name: Ross Andrews
- Title: Senior Software Engineer
- Company: Parado
- E-mail: ross.andrews63@example.com
- Phone Number: (697) 588051
- Are you an existing customer? (Radio buttons for Yes/No)

On the left side, there's an 'Add Element' panel with two tabs: 'BASIC ELEMENTS' and 'FORM FIELDS'. The 'FORM FIELDS' tab is active, showing a list of form elements: Name, Title, Company, E-mail, Phone Number, and a checkbox for 'Are you an existing customer?'. The form is displayed in a preview mode, with a 'Preview PDF' button in the top right corner. The bottom right corner features a red chat bubble icon.



## How it works - Share with no hassle

A screenshot of the Jotform PDF Editor interface. The main window displays a 'Surf Club Registration Form' with fields for 'Name', 'E-mail', 'Phone Number', and a question 'Are you an existing customer?'. A modal dialog box titled 'SHARE PDF DOCUMENT' is centered on the screen. It contains the text 'Your PDF document is ready to use at this address' and a link 'https://link.jotform.com/0lz5GfRYTn'. Below the link are two buttons: 'COPY LINK' (green) and 'SEND WITH EMAIL' (blue). The background shows the 'Add Element' sidebar on the left and the 'Preview PDF' button on the right.

**Jotform** PDF Editor

Surf Club Registration Form

Share Help

Template Surf Club Reg... New PDF

Preview PDF

Undo Redo

Irene Butler  
4 of 8 Submissions

Share Download

**Add Element**

BASIC ELEMENTS FORM FIELDS

Text  
Image  
Line  
Signature  
Space Element  
Section  
Page Break  
Form Title  
Form Logo

**SHARE PDF DOCUMENT**

Your PDF document is ready to use at this address

<https://link.jotform.com/0lz5GfRYTn>

COPY LINK SEND WITH EMAIL

Design Co.

**E-mail**  
irene.butler57@example.com

**Phone Number**  
(847) 2661473

**Are you an existing customer?**  
No



## How it works



**Watch Video**

<https://www.youtube.com/watch?v=XEniiLxg31M>



**Try Yourself**

<https://www.jotform.com/pdf-editor/new>



## Jotform Customers and Partners

Customers

---





# How it looks

## Achievement Behavior Care

New Session Notes

New Planning



### Session Information

Supervisor Name	Second Supervisor Name	Professional's Name
Oliver Wood	Mary Blake Smith	John White Kate
Client's Name	Date	
Karin Spoke	Monday, May 08, 2017	

Session Date	Duration	Location
Friday, August 17, 2018 03:30 AM	9:30 AM - 1:00 PM	DTY Office


### Notes

Achievement Behavior Care ipsum dolor sit amet, consectetur adipiscing elit, sed do eiusmod tempor incididunt ut labore et dolore magna aliqua. Ut enim ad minim veniam quis nostrud exercitation ullamco laboris nisi ut aliquip ex ea commodo consequat. Du aute inure dolor in reprehenderit in voluptate velit esse cillum dolore eu fugiat nulla pa Excepteur sint occaecat cupidatat non proident, sunt in culpa qui officia deserunt moll anim id est laborum.

Supervisor's Signature	Signature
	


Signature Provided by  
Parent

Service Code (office only)  
DS0967



## MUSIC MUSICAL

5 JUNE 2019  
20:00 PM  
IF PERFORMANCE HALL

<b>MUSIC MUSICAL</b>	
Ticket Owner <b>Shomas E. Landury</b>	
Door	Seat
A	845
Ticket Code <b>376DFX</b>	
Please note that: You should have this ticket ready when entering the hall. You and your belongings may searched upon entry to hall.	
Adult Ticket Quantity:2	70.00 USD
Child Ticket Quantity:1	15.00 USD
<b>TOTAL</b>	<b>85.00 USD</b>
	
www.eventorganizations.com	

## Patent Medical History Form

Date  
09/25/2018

### PATIENT MEDICAL HISTORY

Please list any drug allergies  
egg allergy

Have you ever had (Please check all that apply)

Asthma Emotional Disorder

Other illnesses  
Earache

Please list any Operations  
Cataract Surgery

Please list your Current Medications  
Effexor XR

### HEALTHY & UNHEALTHY HABITS

Exercise  
1-2 days

Eating following a diet  
I don't have a diet plan

Alcohol Consumption  
3-4 glasses/day


Caffeine Consumption  
1-2 cups/day

Do you smoke?  
No

Include other comments regarding your Medical History  
Lorem ipsum dolor sit amet, consectetur adipiscing elit, sed do eiusmod tempor incididunt ut labore et dolore magna aliqua. Egestas pretium aenean pharetra magna. Leo vel fringilla est ullamcorper eget nulla facilisi etiam. A arcu cursus vitae congue.



# How it looks

  
HAPPY DAYS

Happy Days Wedding  
Ceremony Changes Contract

Bride  
Elizabeth Bennet

Groom  
William Darcy

Date of Changes  
14/8/2018

Bride or Groom's Email  
lizz@bennet.com

CURRENT CEREMONY

CHANGES

Current Ceremony Date & Time  
5/10/2018

Current Ceremony Venue Name  
Grant Venue


Current Ceremony City  
New York


Ceremony Date & Time Changes  
5/10/2018

Ceremony Venue Name Changes  
Flower Shine Venue

Ceremony City Changes  
New York

Lorem ipsum dolor sit amet, consectetur adipiscing elit, sed do eiusmod tempor incididunt ut labore et dolore magna aliqua. Ut enim ad minim veniam, quis nostrud exercitation ullamco laboris nisi ut aliquip ex ea commodo consequat. Duis aute irure dolor in reprehenderit in voluptate velit esse cillum

Sign Here  


  
THINK & TALKS...

CONFERENCE ONLINE REGISTRATION

ATTENDER DETAILS

ATTENDANCE DETAILS

Full Name  
Olive Wood

Phone Number  
(214) 368-3253

Email  
oliver@wood.com

Address  
2069 Ersel Street Dallas, TX, 75643  
United States

Area  
Registrar

Firs time to attend this conference?  
Yes

I will attend:  
Event 1 - September 6th, 2018  
Event 1 - September 7th, 2018

What's your T-shirt size?  
S

PAYMENT

Registration Fee

1.00 USD

Conference Registration Fee

1.00 USD

Extra Fees


1.00 USD

Extra Fees

1.00 USD

Total

2.00 USD

  
COMPANY LOGO

734-927-7307  
info@example.com

2078 Bombardier Way- CC353  
Plymouth, Michigan 48170

DONATION CONSENT

This welfare association is a member of the face to face fundraising regulatory body that has calculated that on average it members cost per acquisition is approximately 25% of the average contribution.

For more information please contact us via [info@example.com](mailto:info@example.com)

Donor Name:

Donation Amount:


DD Plan ID:

Oliver Wood

150

7.294. 956

I authorize you to debit my account with the amounts of direct debits, with this welfare association in accordance with this authority until further notice. I agree that this authority is subject to my bank's terms and conditions that relate to my account. The specific terms and conditions are listed on the donation form. I acknowledge my first credit card donation will be debited immediately and my regular donation will be debited on or around my selected date of each month. I also confirm that I am at least 18 years of age and that I look forward to supporting this welfare association ongoing monthly donations for two years or longer. [Frequency: Monthly]

Sign Here  




## Who needs it?

Any business, nonprofit organization, or university that use online forms to collect data..







## How it can be used

- Job applications
- Contracts & agreements
- Incident reporting
- Procurement requests
- Registrations & invitations
- Sales proposals
- Work orders & maintenance requests

**Owen Dunn Birthday Party** Saturday, April 7 2:00 - 4:00 PM

**1. GUEST INFORMATION**

Child Name  
**Scarlet Holloway**

Additional Information about  
Scarlet has asthma and medicine is always in her 10 minutes. If not please

**2. ATTENDANCE STATUS**

Will you attend?  
**YES**

**3. PARENT INFORMATION**

Parent Name  
**Samuel Holloway**

Phone Number  
**+90 532 517 38 80**

Email Address  
**samuel\_holloway@gmail**

Party Terms  
**Approved**

**Bachelorette Party**

January 16, 2019 8:00pm 104 West Drive Chicago, IL 60607

**MAIN GUEST INFORMATION**

Name  
**Kendall Fayez**

Email  
**kendall\_fayez@gmail.com**

Attendance status  
**YES**

Bring company  
**YES**

**ADDITIONAL GUEST INFORMATION**

Name  
**Samuel Holloway**

Email Address  
**samuel\_holloway@gmail.com**

**COMMENTS & REQUESTS**

Lorem ipsum dolor sit amet, consectetur adipiscing elit, sed do eiusmod tempor incididunt ut labore et dolore magna aliqua. Ut enim ad minim veniam, quis nostrud exercitation ullamco laboris nisi ut aliquip ex ea commodo consequat.





## About Jotform

Fostering better communication and knowledge of customers via the highest-performing, easiest-to-use data collection platform.

- **Founded in 2006 by Aytekin Tank** as the first drag-and-drop online form builder
- **Over 15 million registered users** worldwide
- Bootstrapped, **no VC money ever**
- **350+ employees** worldwide
- **50% year over year growth** each of the past five years



## Other Jotform Products

- **Form Builder** (for creating and publishing online forms)
- **Mobile Forms** (to collect data and edit forms from anywhere)
- **Tables** (to collect, organize, and manage data in an all-in-one workspace)
- **Approvals** (to automate your approval process with ease)
- **Report Builder** (to visualize and present your data in seconds)
- **Apps** (a no-code drag-and-drop app builder)